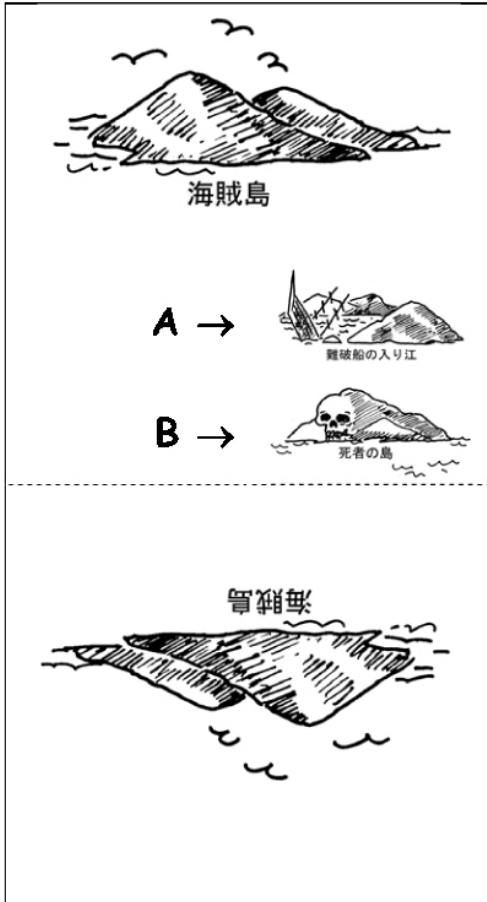




● 実習カード



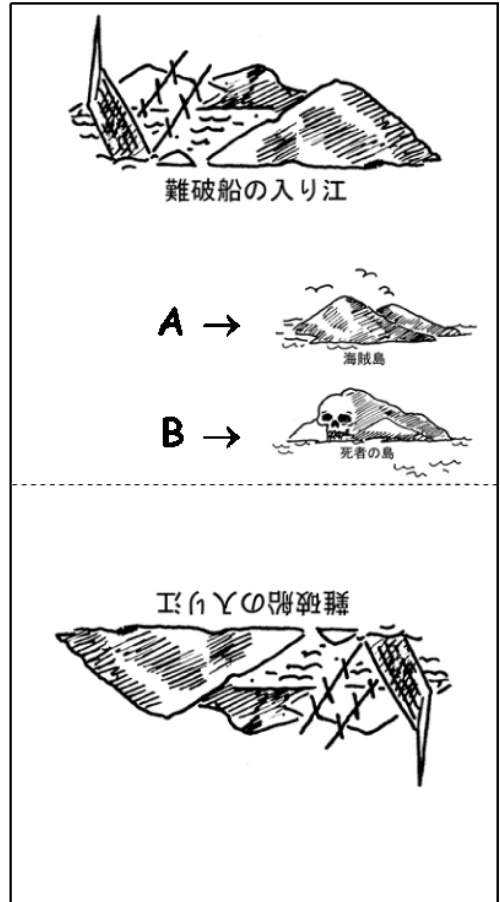
海賊島

A →  難破船の入り江


B →  死者の島


海賊島

This puzzle card is divided into two horizontal sections by a dashed line. The top section contains three items: a drawing of two islands with the label '海賊島' (Pirate Island) below it; a transition 'A →' followed by a drawing of a shipwreck with the label '難破船の入り江' (Shipwreck Bay); and a transition 'B →' followed by a drawing of a skull on a rock with the label '死者の島' (Island of the Dead). The bottom section contains a drawing of two islands with the label '海賊島' (Pirate Island) above it.



難破船の入り江


A →  海賊島

B →  死者の島

難破船の入り江


This puzzle card is divided into two horizontal sections by a dashed line. The top section contains three items: a drawing of a shipwreck with the label '難破船の入り江' (Shipwreck Bay) below it; a transition 'A →' followed by a drawing of two islands with the label '海賊島' (Pirate Island) below it; and a transition 'B →' followed by a drawing of a skull on a rock with the label '死者の島' (Island of the Dead). The bottom section contains a drawing of a shipwreck with the label '難破船の入り江' (Shipwreck Bay) above it.

●実習カード



死者の島

死者の島から出る船は
ありません！



死者の島